

William Cheatham
District Construction Engineer



Hope Lions Club

Monday, October 23, 2017



1929
Arkansas
Highway and
Department of
Lands

1977
Arkansas State
Highway and
Transportation
Department

2017
Arkansas
Department of
Transportation



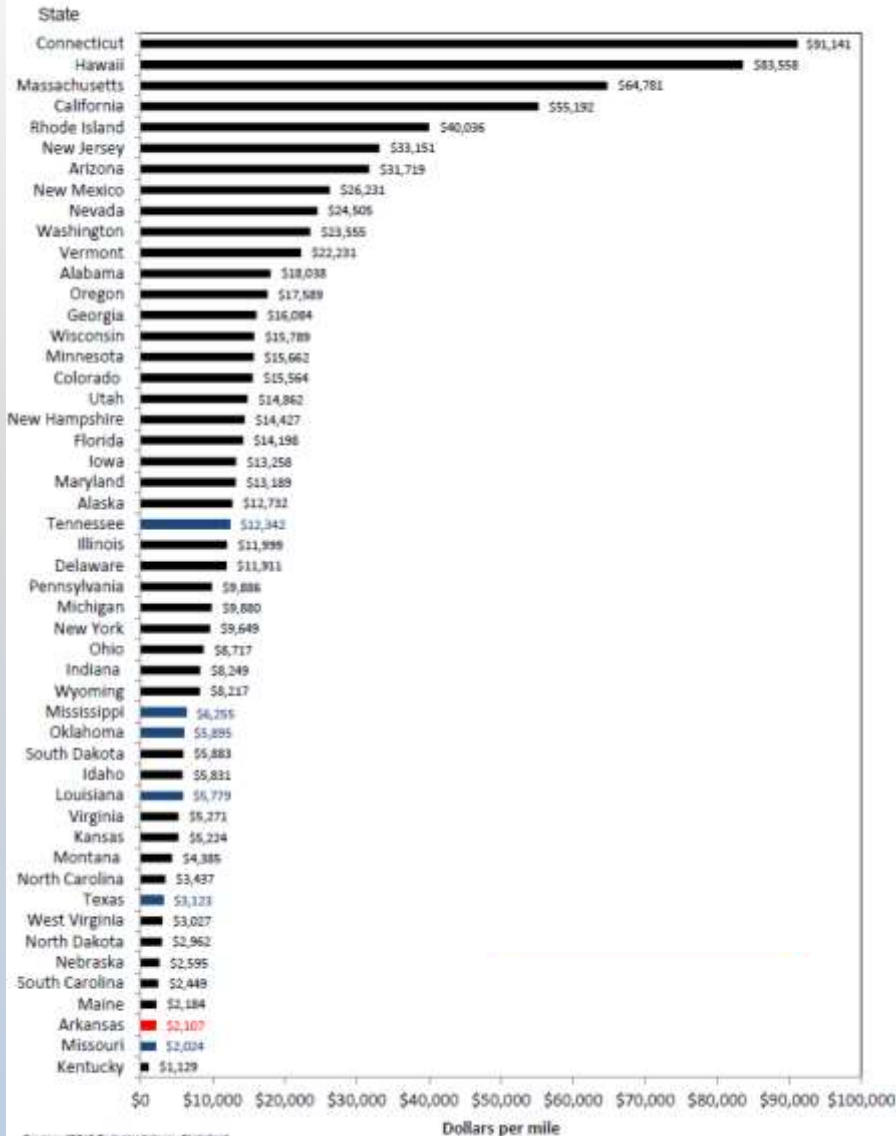
New Name – New Identity

*Provide safe and **efficient** transportation solutions to support Arkansas' economy and enhance the quality of life for generations to come.*

Adopted June 7, 2017

Administrative Cost Per Mile

Arkansas Ranks 48th in the Nation



Source: "2013 Federal Highway Statistics"
Note: Excludes Toll Facilities


Arkansas = \$2,107

Surrounding States Average = \$4,334

National Average = \$9,224

Arkansas has the
3rd Lowest
Administrative Cost Per
Mile
in the Nation

Employment Levels Efficiency



Promises Made



Promises Kept

Promises



Rebuilding Arkansas
Interstates



IRP



CAP



1999 Interstate Rehabilitation Program



50 Projects
356 Miles
\$973 Million

Prior to Program

**63% Poor or
Mediocre**

After Program

72% Good

Completed

34 Projects
212 Miles
\$639 Million

Under Construction

14 Projects
90 Miles
\$553 Million

Scheduled

35 Projects
191 Miles
\$340 Million



Completed

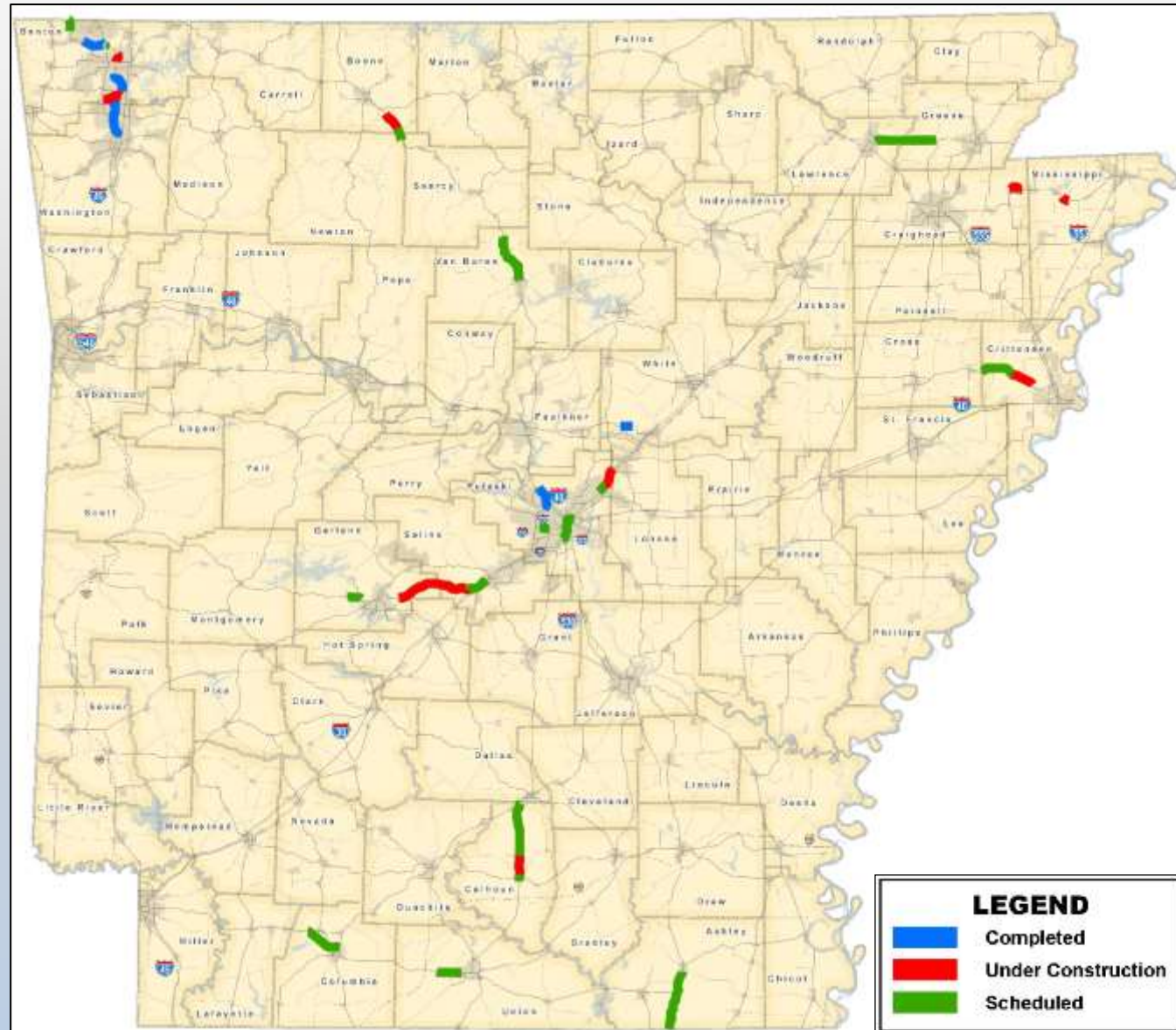
6 Projects
27 Miles
\$188 Million

Under Construction

9 Projects
49 Miles
\$403 Million

Scheduled

21 Projects
108 Miles
\$1.29 Billion



Local Project



Updates

IRP Jobs – Hope Area



Completed

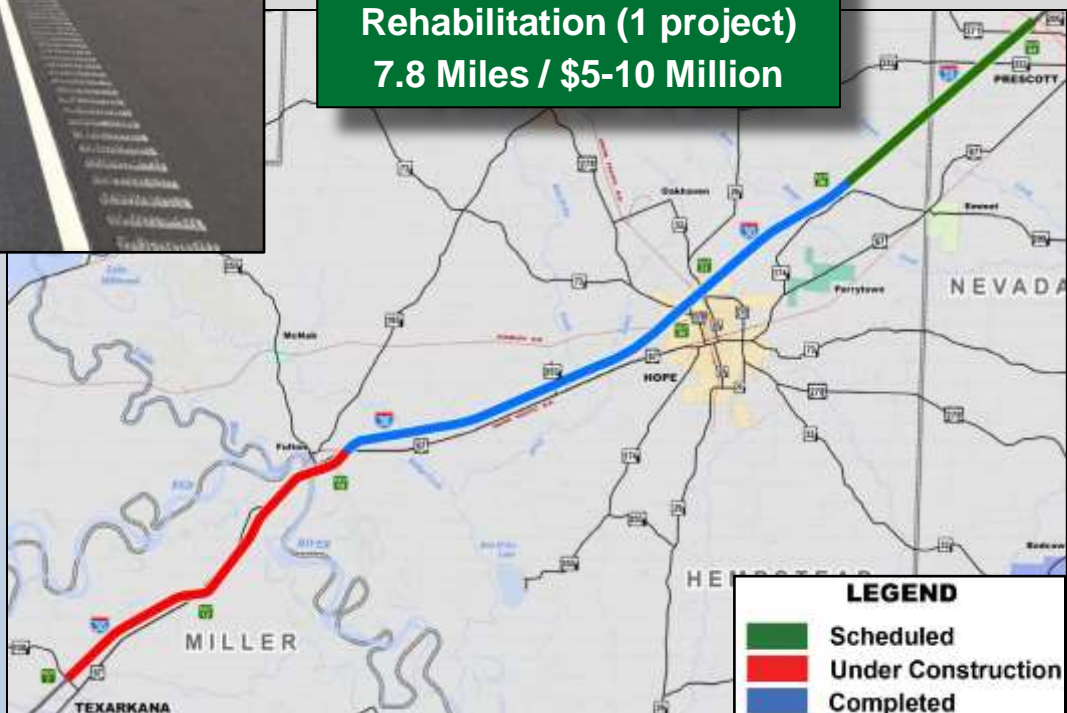
Rehabilitation (3 projects)
30.6 Miles / \$56.6 Million

Under Construction

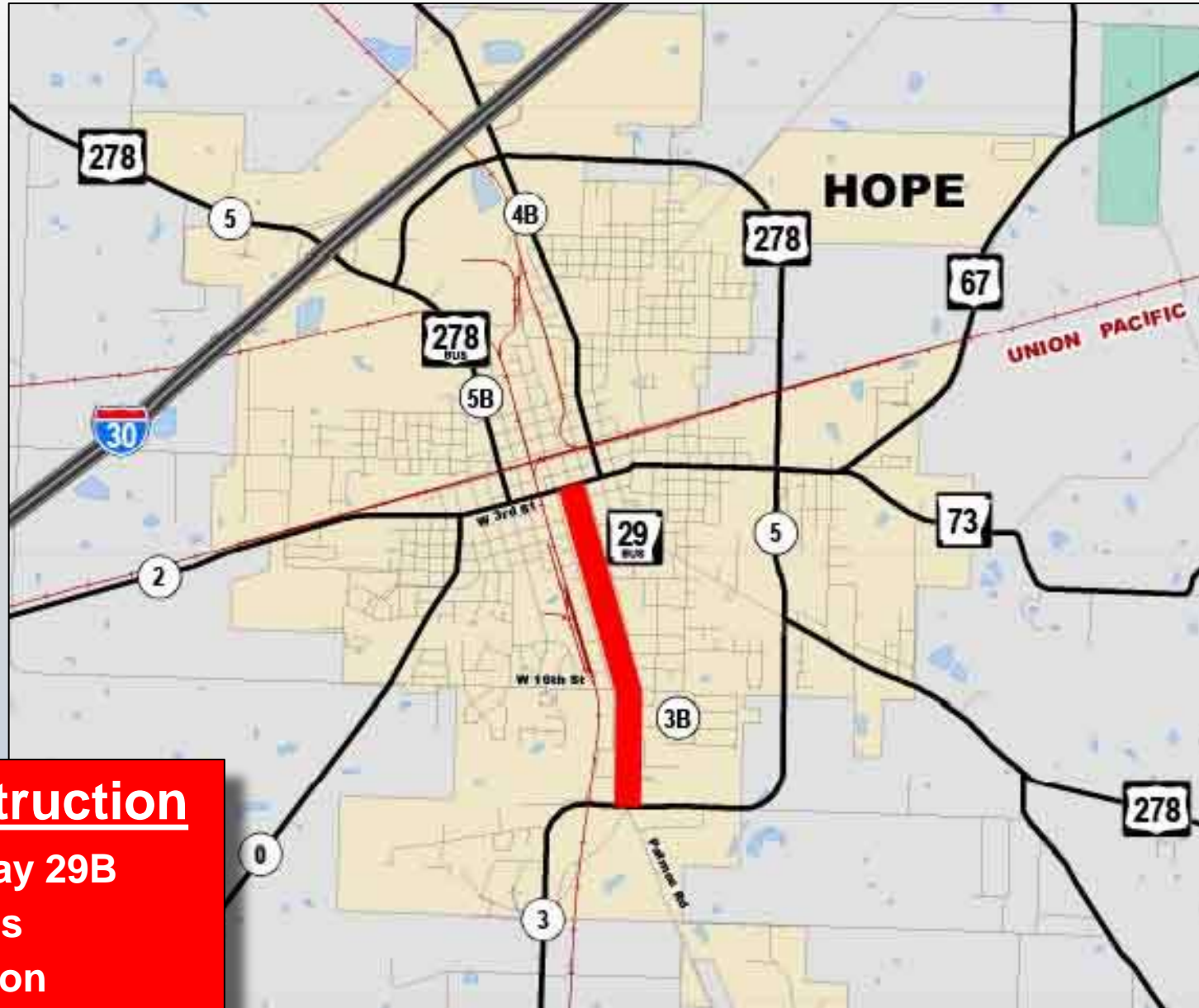
Rehabilitation (3 projects)
9.8 Miles / \$67 Million

Scheduled

Rehabilitation (1 project)
7.8 Miles / \$5-10 Million



State Highway 29B



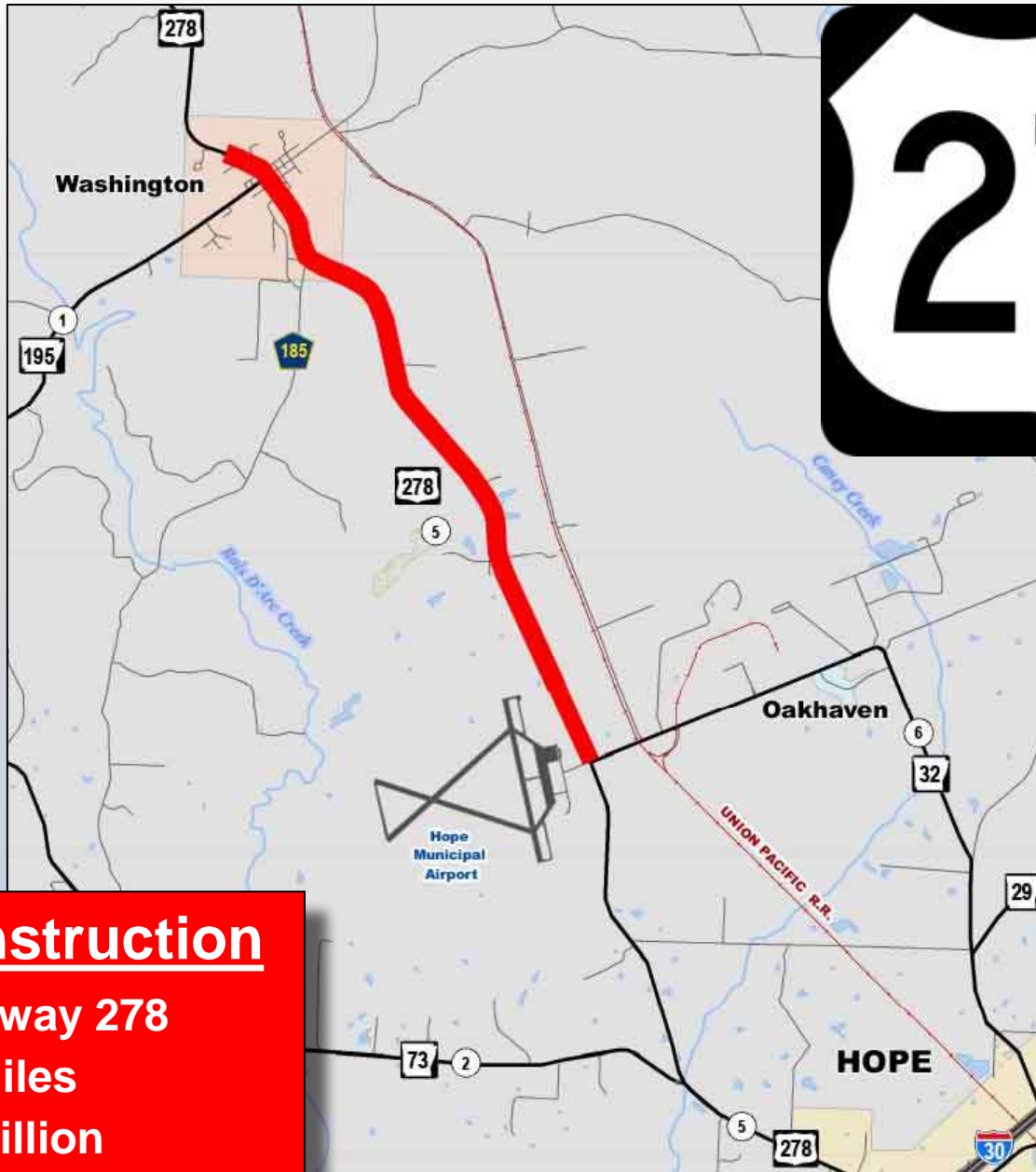
Under Construction

State Highway 29B

1.5 Miles

\$0.6 Million

U.S. Highway 278



Under Construction

U.S. Highway 278

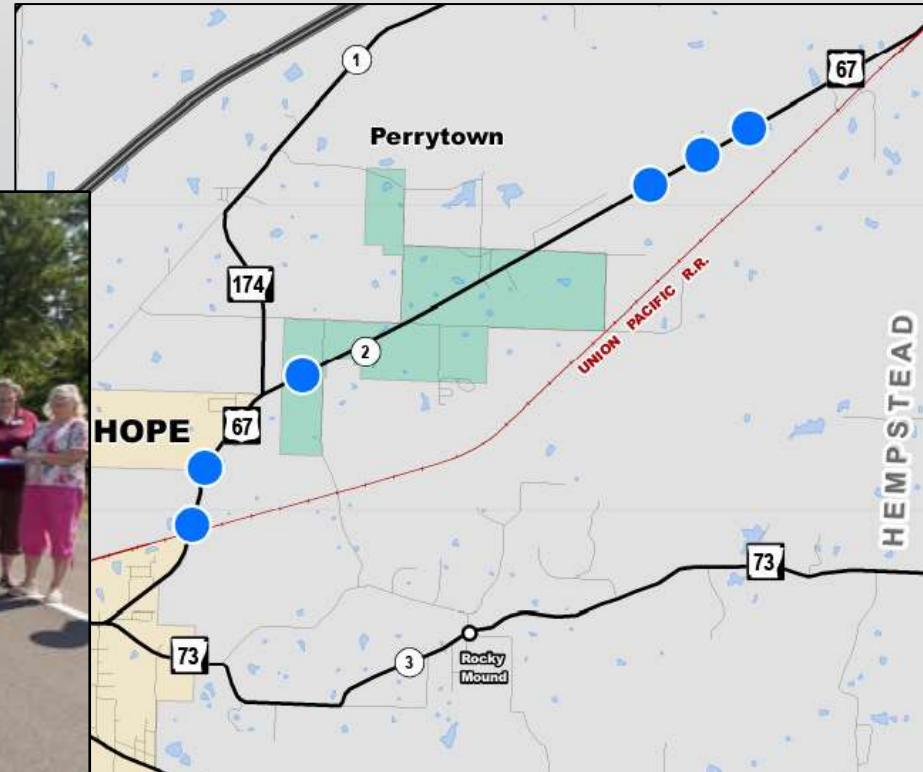
4.1 Miles

\$0.9 Million

U.S. Highway 67 Bridge Replacements



Completed
Replaced 6 Bridges
\$9.5 Million




State Highway 29

Completed

6 Passing Lanes

7.2 Miles

\$10.3 Million

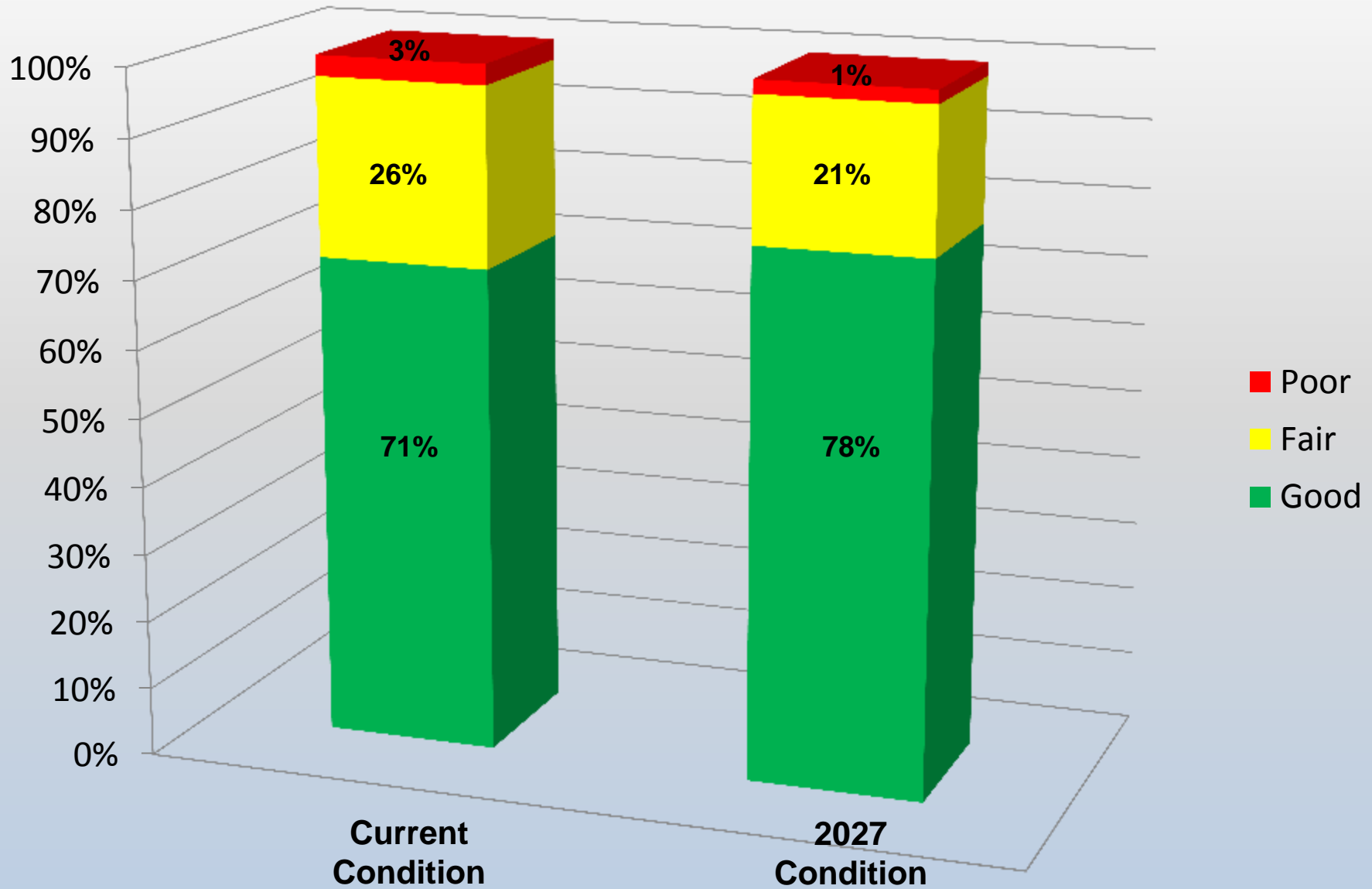


Highway Condition

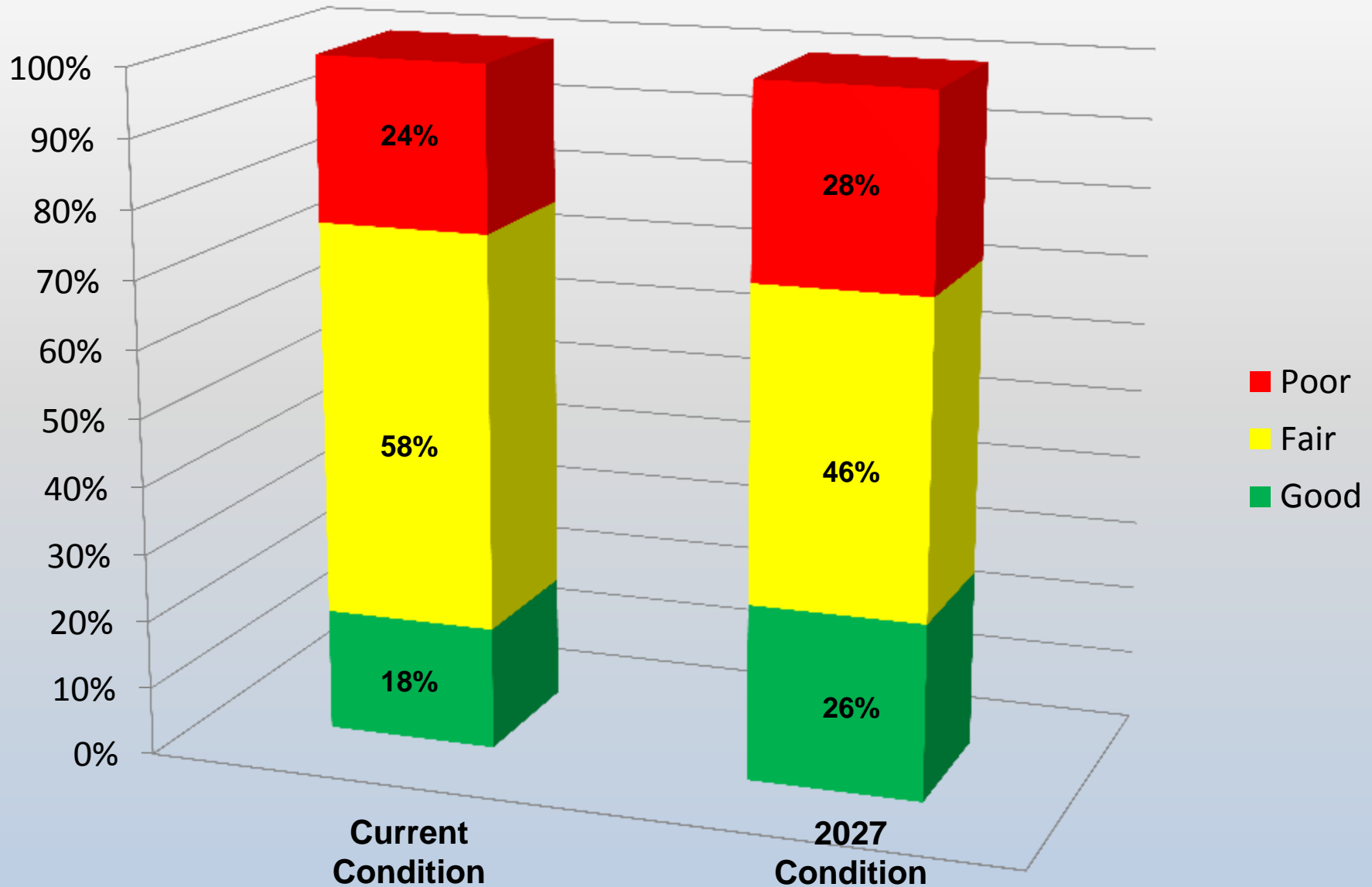


and Needs

Interstates



All State Highways – Including Interstates



03 029 195 010 1 RM 1

7.660

83.5

2016-06-28

66S0C200.1M0

Hempstead County
Highway 195, Section 1
Log mile 0.96 - 9.48
approximately 1 mile east of
Fulton to Crossroads



Hempstead County
Highway 174, Section 1
Log mile 0.0 - 4.04
Perrytown to I-30 Exit 36



Pay a **Little** Now



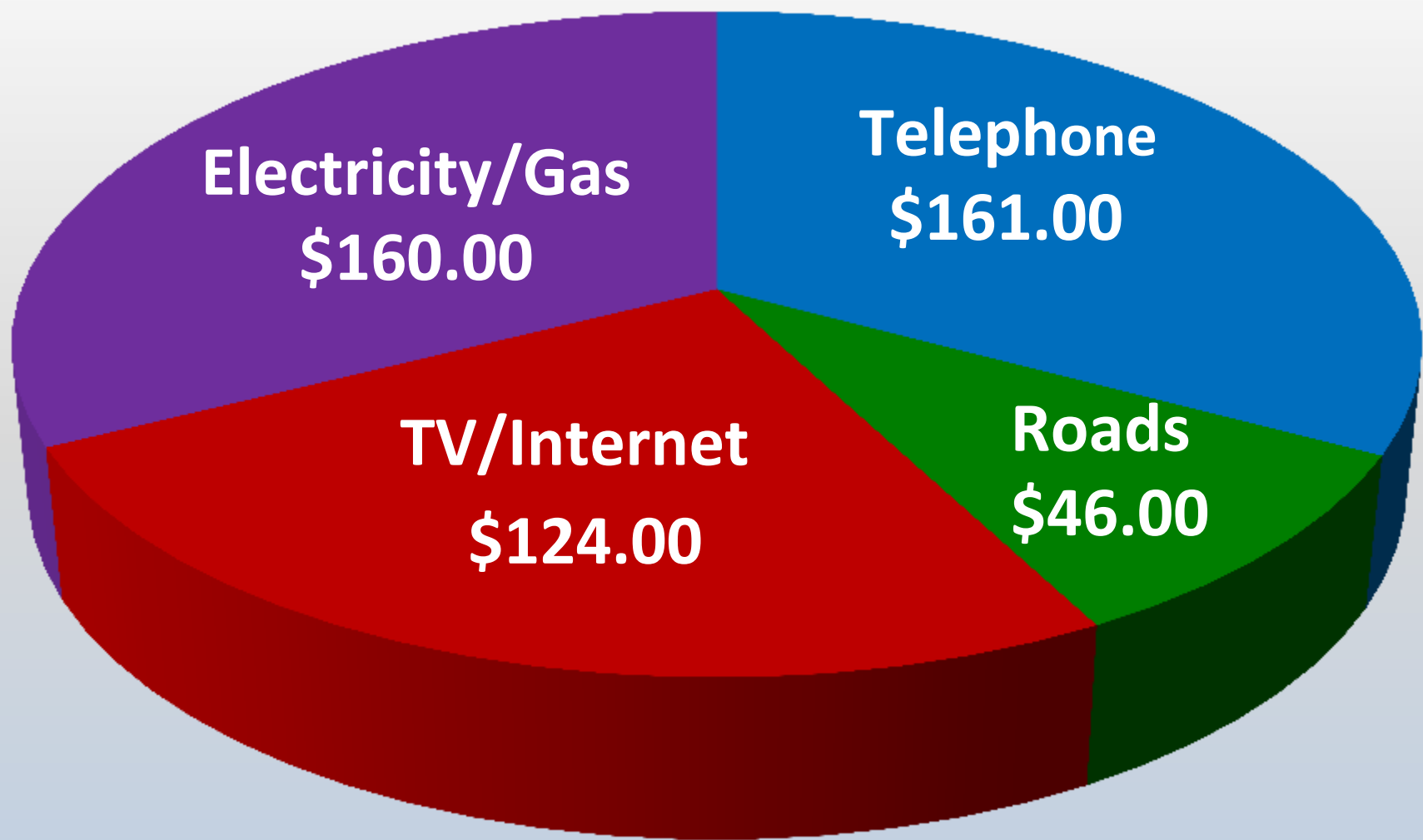
Overlay
\$100,000
per lane mile

Pay a **Whole Lot** Later



Reconstruction
\$1,500,000
per lane mile

Average Monthly Household Expenditures



Funding



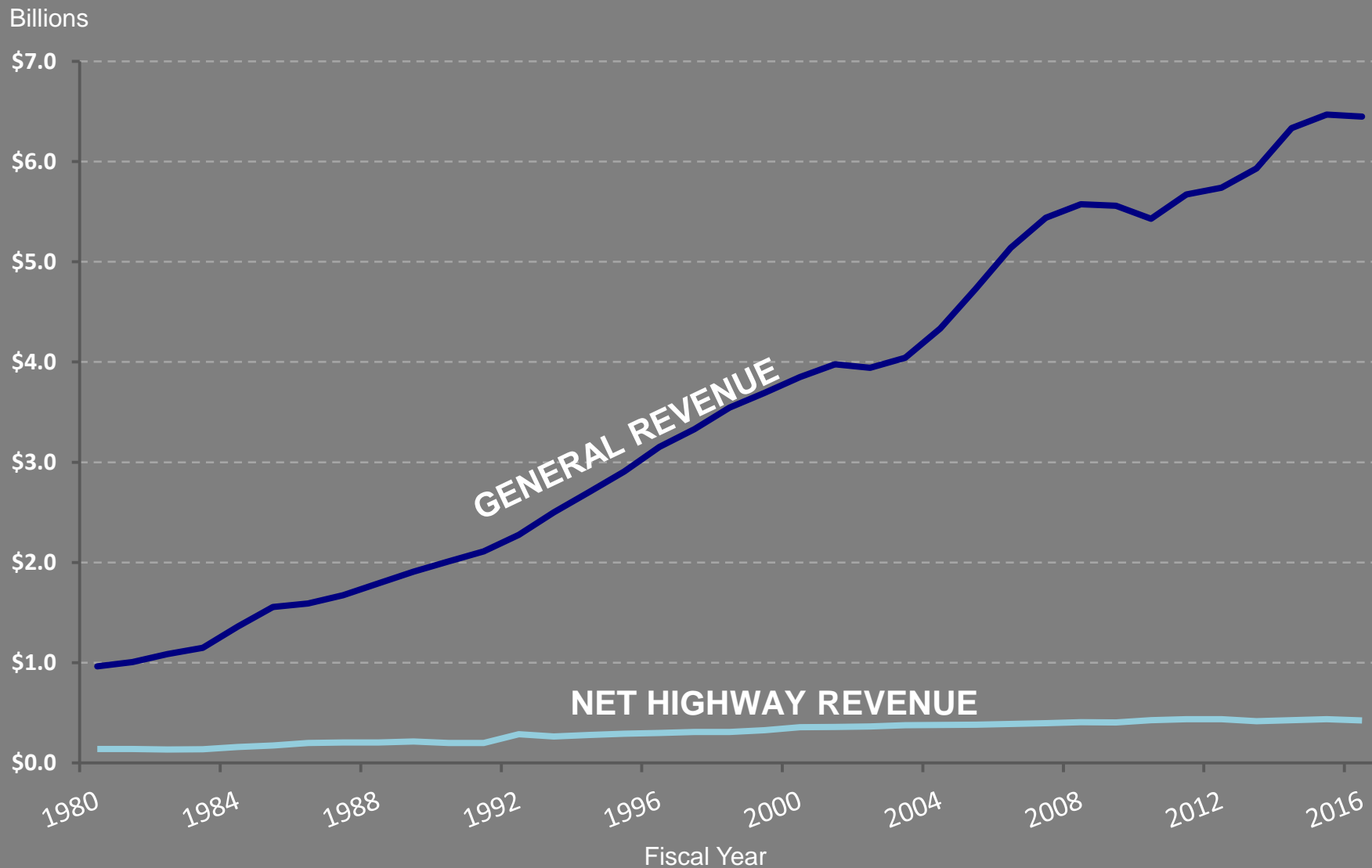
Update

Great amount of uncertainty at the federal level

State funds stagnant at best

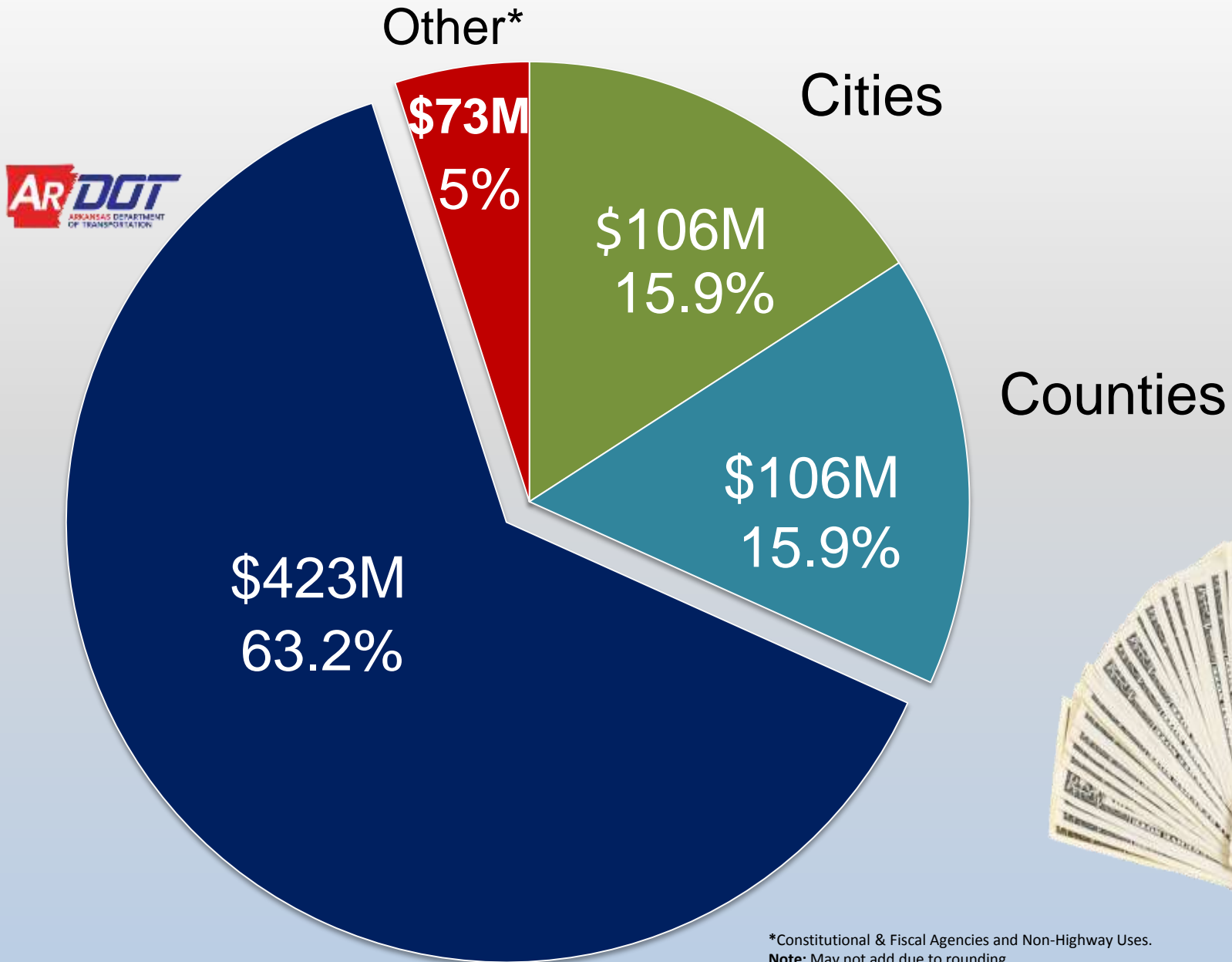


General Revenues vs ARDOT Net Highway Revenues



Excludes County & City Aid funds | Excludes CAP funds

Annual Highway User Revenue Distribution



*Constitutional & Fiscal Agencies and Non-Highway Uses.

Note: May not add due to rounding

Federal vs. State Funding

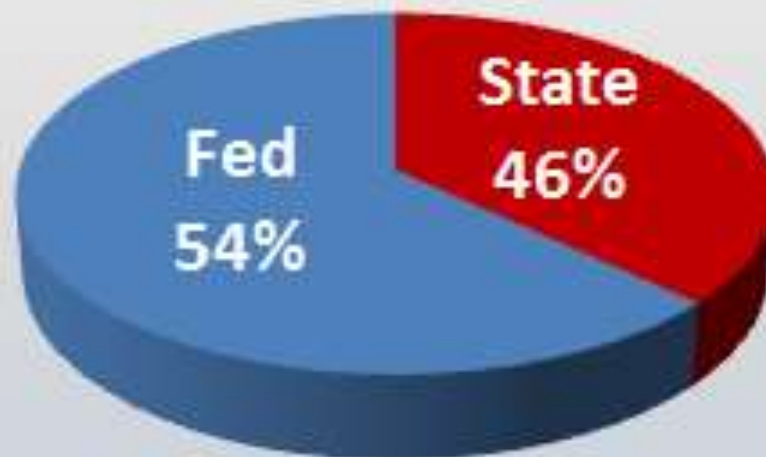
1993

Hwy. Funding Breakdown



2016

Hwy. Funding Breakdown



THEN

22 years ago, in 1995,
200 miles of Highway
could be overlaid.

NOW

As of 2015, using the
same resources, only
54 miles of Highway
could be overlaid.



Challenges

➤ **12th** largest system in the country

➤ **42nd** in highway revenue per mile.

➤ **\$9 billion** in needs

➤ **\$4.4 billion** in available revenue



Where




Are We Going?

□ Funding Targets

- ✓ Immediate: \$ 50 Million
- ✓ Short-term (0-3 years): \$110 Million
- ✓ Mid-term (3-5 years): \$250 Million
- ✓ Long-term (6-9 years): \$400 Million

All figures are annual amounts for state highways.



HB 1726 BOND ISSUE

Authorizes the State Highway Commission to issue bonds for **highway maintenance and improvements**, upon approval by voters in a statewide election.

HB 1727 GAS TAX

Establishes **additional fuel sales tax** at the wholesale level to be levied, only if the State Highway Commission is authorized by a statewide vote to issue highway maintenance and improvement bonds.



"As to the long-term solutions, it emphasizes that it is difficult to get a referral of this General Assembly out to the voters, and that I hope the leadership of our state and the business community and others **will look at an initiated act that might go on the ballot for a highway program,**" he said. "Otherwise, we'll continue to debate the long-term solution in future sessions."

Governor Asa Hutchinson



Arkansas Legislative Audit

- May 16, 2017 – Arkansas Legislative Audit - Review of Highway Funding
- Purpose:
 - ✓ To review and verify ARDOT information, estimates and calculations related to highway funding
- Report Objectives:
 - ✓ History of funding sources
 - ✓ History of construction and maintenance costs
 - ✓ State match needed for Federal funds
 - ✓ Additional State revenue to meet system preservation needs
- August 31, 2017 – Report Released



Arkansas State Highway Needs

Exhibit III

Arkansas Department of Transportation (ARDOT) Summary of Annual State Funds Needed to Meet Proposed Highway Construction Plan Over a 10-Year Period

Description	Additional Annual Revenues	Additional Annual Expenditures	Additional Annual Net
System Preservation			
Pavement			
Bridges			
Total System Preservation			
Capacity Relief			1,000,000
Safety Improvements			12,000,000
Maintenance			
Equipment upgrades	19,000,000	19,000,000	
Facilities upgrades	8,000,000		8,000,000
Intelligent Transportation System (ITS)	3,000,000		3,000,000
Total Maintenance	30,000,000	19,000,000	11,000,000
Totals	\$ 925,000,000	\$ 447,000,000	\$ 478,000,000

\$ 447,000,000

Note: Amounts shown are rounded.

ALA staff reviewed projected revenues and expenditures for fiscal years 2017 through 2020 ...for consistency and reasonableness when compared with prior years.

Arkansas State Highway Needs

Exhibit III

Arkansas Department of Transportation (ARDOT) Summary of Annual State Funds Needed to Meet Proposed Highway Construction Plan Over a 10-Year Period

Description			Additional Annual Revenues
System Preservation			
Pavement			
Bridges			
Total System Preservation			
Capacity Relief			2,000,000
Safety Improvements			12,000,000
Maintenance			
Equipment upgrades	19,000,000	19,000,000	
Facilities upgrades	8,000,000		8,000,000
Intelligent Transportation System (ITS)	3,000,000		3,000,000
Total Maintenance	30,000,000	19,000,000	11,000,000
Totals	\$ 925,000,000	\$ 447,000,000	\$ 478,000,000

\$ 478,000,000

Note: Amounts shown are rounded.

ALA staff reviewed supporting documentation obtained from ARDOT to verify that costs for the projects were reasonable, based on historical information.

Source	Highway Revenue ¹
1 Cent Motor Fuel Tax Increase	\$ 14 M
Remove Sales Tax Exemption (Wholesale \$1.70 per Gallon) ²	\$ 108 M
6.5% Sales Tax (Wholesale \$1.70 per Gallon)	\$ 156 M
\$10 Registration Fee Increase (Cars and Pickups)	\$ 19 M
Transfer Sales Tax on New and Used Vehicles ²	\$ 228 M
Transfer Sales Tax on Auto Repair Parts, Services, etc. ²	\$ 74 M
1% General Sales Tax	\$ 344 M

¹ Amount shown is annual net to highways – after deduction for CFA/CSF and 30% to cities and counties.

² Transfer of 4.5% (“general” portion of statewide sales tax)

Options for Generating Additional Revenue

Source	\$200 Million for Highways ⁽¹⁾	\$300 Million for Highways ⁽¹⁾	\$400 Million for Highways ⁽¹⁾
Fuel Tax	14.2¢	21.3¢	28.4¢
Sales Tax on Fuel (wholesale)	8.33%	12.5%	16.67%
Registration Fee	\$104	\$156	\$208
General Sales Tax ⁽²⁾	0.58%	0.87%	1.16%

¹ Amount shown is annual net to highways – after deduction for CFA/CSF and 30% to cities and counties.

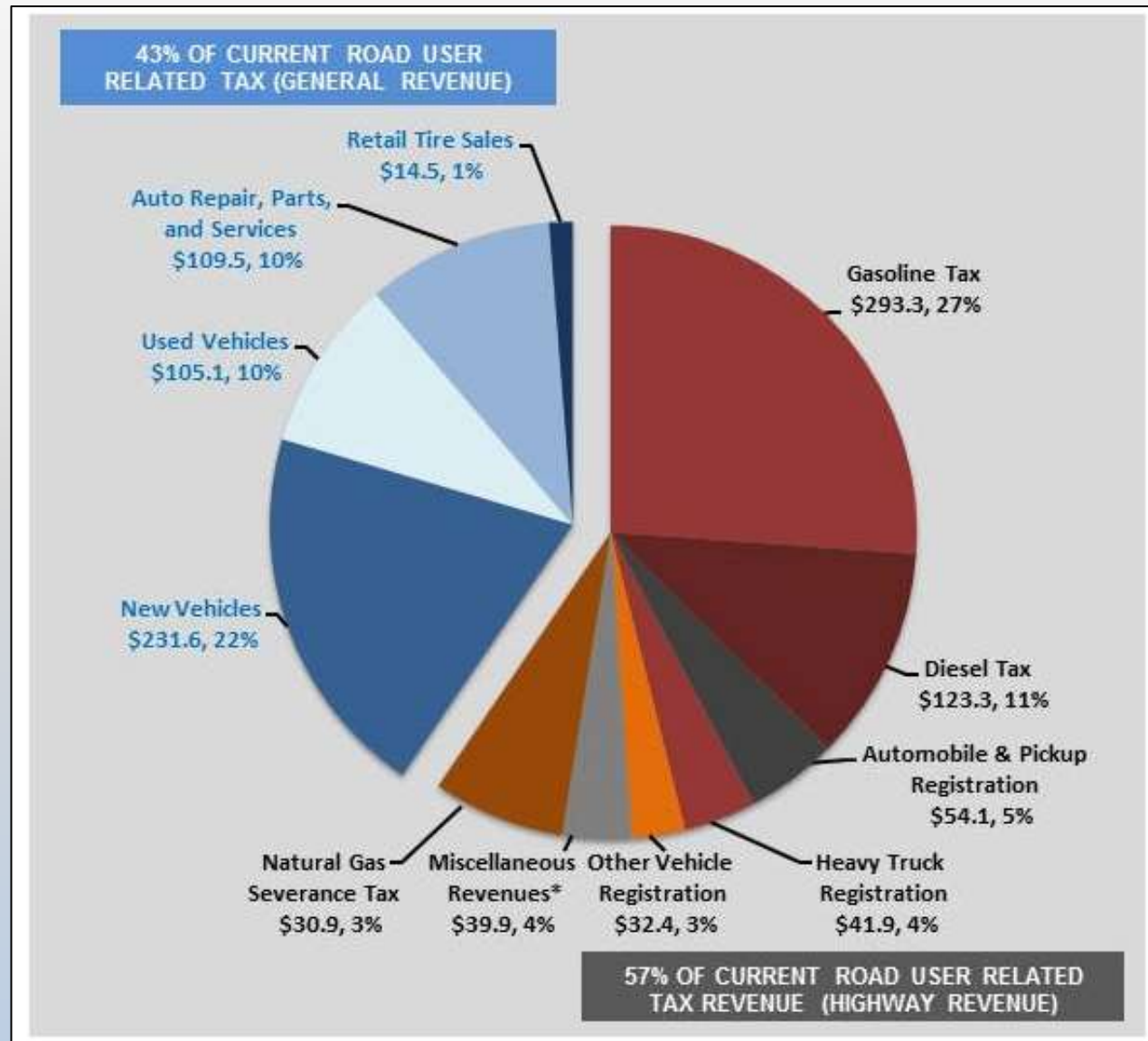
² Transfer of 4.5% (“general” portion of statewide sales tax)

Total Road User Revenue
\$1,076.5 Million

Distribution:

General Revenue
\$460.7 Million (43%)

Highway Revenue
\$615.9 Million (57%)





Your
TRANSPORTATION SYSTEM

Citizens Opinion Survey

CITIZENS OPINION **SURVEY** ON HIGHWAYS IN ARKANSAS

MAIL OR EMAIL RESPONSES TO:
ArDOT
Public Information
P.O. Box 2261
Little Rock, AR 72203
info@ardot.ar.gov

Are you satisfied with the condition of the existing state highway system?

Yes No

What highways in your area need improvements, and what type of improvements do they need?

Priority 1: _____
Priority 2: _____
Priority 3: _____
Priority 4: _____

If you want better highway conditions, the Arkansas State Highway and Transportation Department will need additional funds. Would you support a new highway program that would generate additional revenue?

Yes No

Which of the following sources do you recommend be utilized in obtaining additional funds (check all that apply):

- Increase in gas tax
- Increase in diesel tax
- Increase in sales tax (dedicated to highways)
- Increase in registration fees
- Add sales tax on wholesale price of motor fuels
- Transfer existing sales and use tax on motor vehicles and related parts and service (currently collected but not paid to highways)
- Other: _____

Would you be willing to sign a petition to put a highway revenue proposal on the 2018 general election ballot?

Yes No

How did you hear about this survey

- Presentation
- TV/Radio/Print
- Website/Search Engine
- Social Media
- Family or Friend
- Other: _____

Optional:

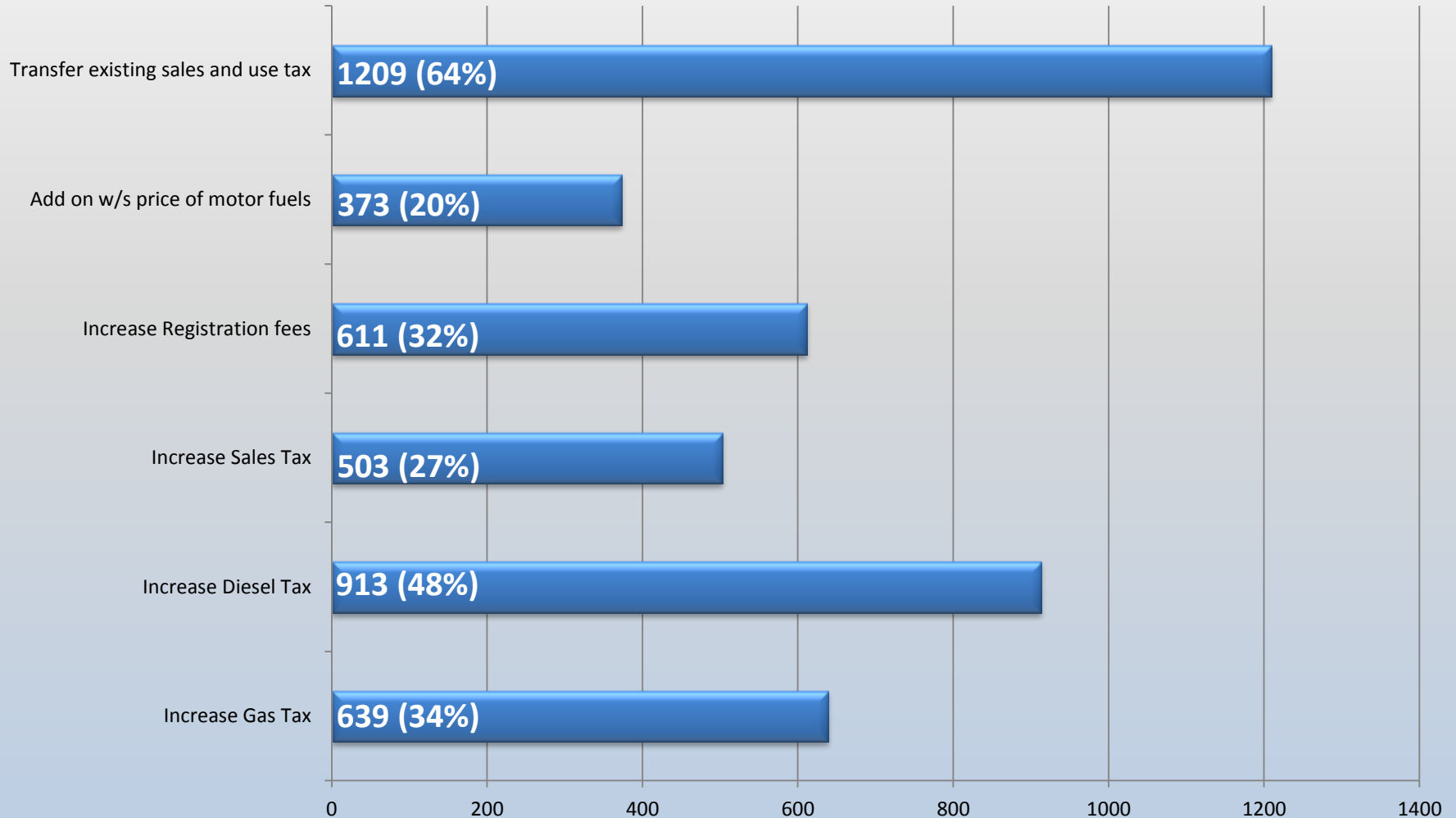
Name: _____
Address: _____
City, State, Zip: _____

Online Form Available Here:



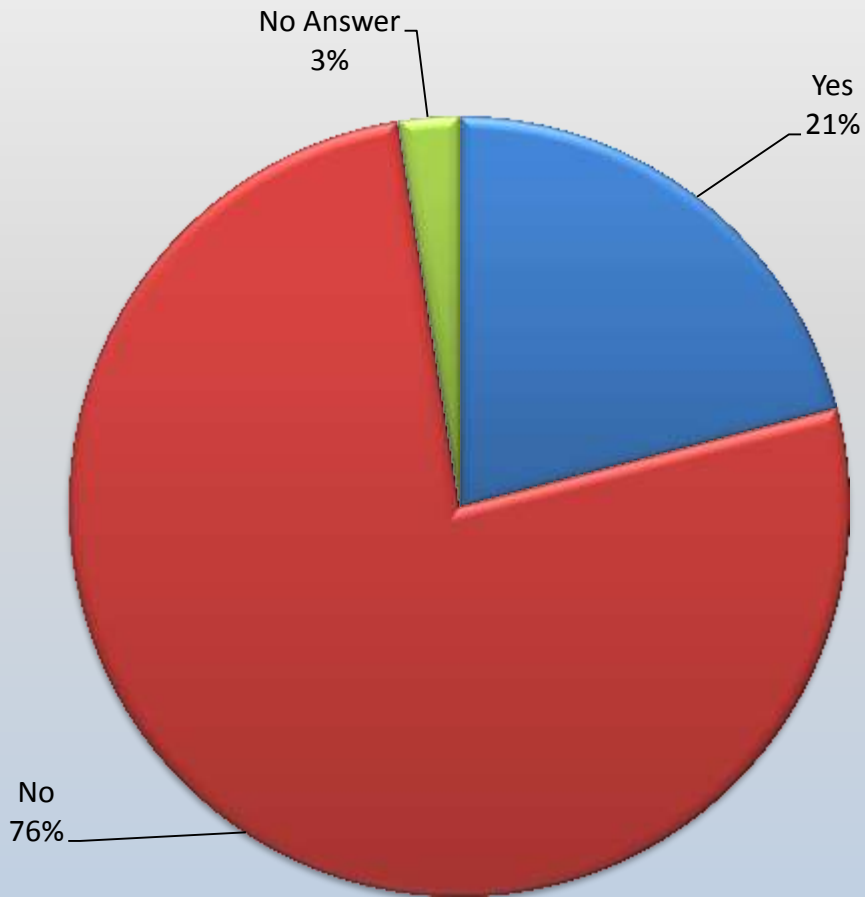
Survey Results

Which of the following sources do you recommend be utilized in obtaining additional funds?

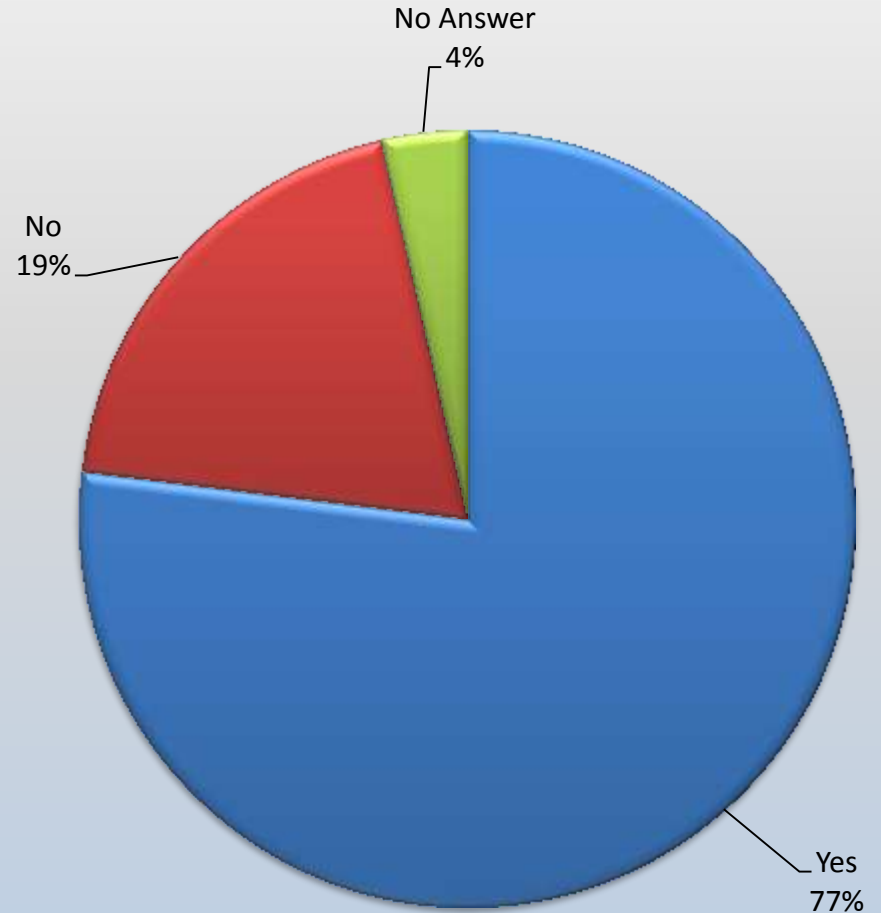


Survey Results

Are you satisfied with the condition of the existing highway system?



Would you support a new highway program that would generate additional revenue?



- ARDOT.gov
- ConnectingArkansasProgram.com
- Vimeo.com/myARDOT
- IDriveArkansas.com
- Twitter.com @myARDOT



@myARDOT



Questions?

